



UNITED ARAB EMIRATES
MINISTRY OF EDUCATION



YEAR OF
ZAYED

Caroline Linse and Elly Schottmann

Bridge to Success

Activity Book



Book 2

Abdulla Mohammed

2/1 E



Book **2**
Volume



Unit 1

Welcome to school

Lesson 1 Think about it

1 Read and complete

Complete the conversation.

1 What's your name?

How old are you?



My name's

Abdullah.

I'm 7.



2 What's your name?

How old are you?



My name's

_____.

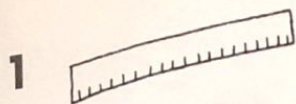
I'm _____.

Lesson 2 New words

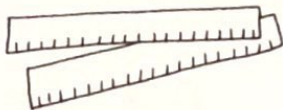
18/09/2018

1 Count and write

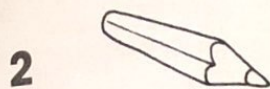
Write the numbers. Add an **-s** at the end of the words to show more than one.



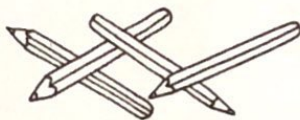
a ruler



2 rulers



a pencil



4 pencils



a book



3 books



a girl



4 girls
good.

2 Classroom treasure hunt

Classroom treasure hunt

What's in your classroom? Trace the words. Circle **yes** or **no**.

a blue chair

Colour the chair.




yes

no

a green pencil

Colour the pencil.



yes

no

a red book


Colour the book.



yes

no

a ruler



yes

no

a clock



yes

no

a computer



yes

no


Lesson 3 Time to practise



1 What's in the classroom?


Look at the classroom and tick the correct words.

- 1 four chairs
- 2 a whiteboard
- 3 three books
- 4 a girl
- 5 a clock
- 6 an ABC chart



2 My classroom

Draw your classroom. Write the names of two objects in it.



The table is brown.

I saw the computer.

Lesson 4 Find out more

20/09/2018

1 Write

Write three sentences about you.

What's your name?

My name is Abdulla Mhommeh

How old are you?

I am 7

What do you do at school?

I read at school.


Writing tip

A name begins with a capital letter.

Adam

2 Find the words

Look and circle the words.



I can say what I do in school.

☺ yes ☹ sometimes ☹ not yet

I can write my name.

☺ yes ☹ sometimes ☹ not yet

Lesson 5 Time to practise


20/09/2018

1 Ask and write

Ask three classmates the question *What do you do at school?*
Then write.



What do you do
at school?




I read at school.



1 I play in the school.


2 I eat in the school.

3 I draw in the school.



Lesson 6 My learning

1 Look and read. Then tick.



I do maths at school.

☒

I draw at school.

☐

I read at school.

☒


I write at school.

☐

I use computers at school.

☐

I sing at school.

☒

I use computers at school.

☒

I write at school.

☐

I can say the names and colours of things in my classroom.

☒ yes

☐ sometimes

☐ not yet

I can say things I do at school.

☐ yes

☐ sometimes

☐ not yet

Lesson 7 Find out more

1 A class chart

Look at the chart. Answer the questions.

How do you go to school?						
I go by bus.	Yasmin	Samia	Nahla	Ayesha	Fatma	
I go by car.	Sarah	Mariam	Haya			
I go by metro.	Layla					
I walk.	Samira	Rana				

1 How many children go by bus? 5

2 How many children go by car? 3

3 How many children go by metro? 1

4 How many children walk? 2

★ Challenge

How do you go to school? by bus

How does your friend go to school? by car

Lesson 8 Letters and sounds

1 Capital letters

Trace and then write the missing capital letters. Say the poem.

A B C D E F G ✓

We're in school, you and me.

H I J K L M N ✓


I have a pencil. You have a pen.

O P Q R S T ✓

Look around. What do you see?

U V W X Y Z ✓

Put your hands on your head!



Very neat.
Keep it up.

2 Trace and match

Trace the letters. Match the letters to the pictures.

1 Bb



2 Cc



3 Ff



4 Hh



5 Tt



6 Ll



7 Rr



8 Pp



I can read and write the letters of the alphabet.

😊 yes

😊 sometimes

😞 not yet



Lesson 9 Say the chant

1 Word wall

Look at the *Word box*. What letter do the words begin with?
Write the words under **Bb** or **Cc** and draw pictures.

Word box

boy computer car bus clock book

Bb

boy



bus



book



Cc

clock



car



computer



neat

★ Challenge

Add one more word for each letter. Draw a picture.

butterfly



cap





Lesson 10 Use of English

1 Name cards


Make a name card for yourself. Draw a picture of you.

Make a name card for a friend. Draw a picture of your friend.



Name: Abdulla M. Mohamed

Favourite colour: blue



Name: Saeed

Favourite colour: green

I can introduce a friend.

😊 yes

😐 sometimes


☹ not yet

Lesson 11 Time to practise

1 Colour

Read and colour.

- | | | | |
|---|--------|---|------|
| 1 | brown | 4 | red |
| 2 | orange | 5 | blue |
| 3 | yellow | | |



2 Look and write

Write about the picture.

1 a brown table

2 an orange chair

3 a yellow pencil

4 a red book

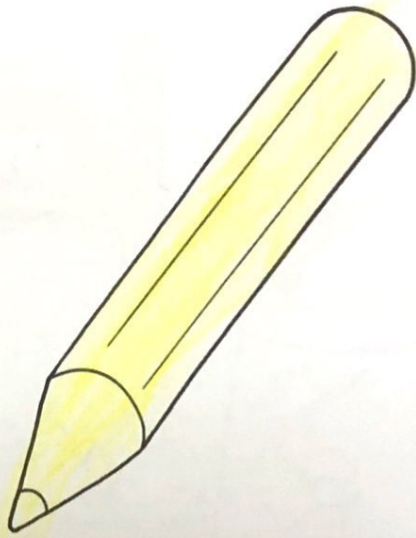
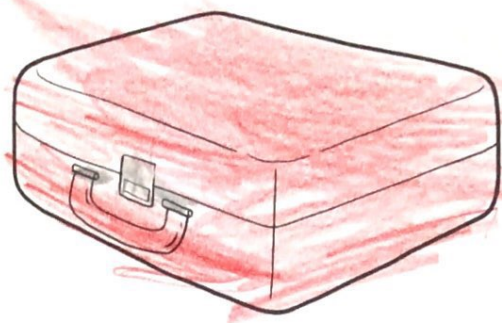
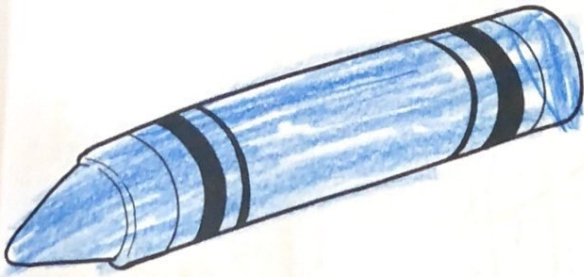
5 a blue clock

Lesson 12 My learning

1 What colour is it?

Colour the object.

Then match and write the colour.




a blue crayon

a yellow pencil

a red lunchbox


I can say the names and colours of things in my classroom.



☹ sometimes

☹ not yet

I can say how I go to school.



☹ sometimes

☹ not yet

Lesson 13 Speaking


1 His and her

Look at the girl. **Her** name is Amna. Look at the boy. **His** name is Tom.
Read the sentences carefully. Colour the pictures.



Amna

Her book is red.
Her chair is green.
Her pencil is pink.
Her lunchbox is yellow.




Tom

His book is yellow.
His chair is black.
His pencil is purple.
His lunchbox is blue.


Lesson 14 Read and answer

1 Can you see it in the classroom or outside?

Draw a line from the picture in the box to the big picture



I can say the names of things inside and outside my classroom.



yes



sometimes



not yet

Lesson 15 Think about it

1 Word snakes

Find these words in the *Word snakes*. Circle the words.



pen



girl




boy



friends



books



2 What are the children saying?

Look at the pictures. Choose the correct sentence from the *Word box*. Write it in the speech bubble.

Word box

I am 7.

My name is Rashid.



Hi. I'm Ahmad.
What's your name?

My name is Rashed



How old are you?

I am 7



Lesson 16 Time to practise

1 What do animals do?

Look at the pictures and read the sentences in the box. Write the correct sentence.

Word box

A rabbit hops.

A squirrel climbs.

A duck swims.

What does a squirrel do?

2

squirrel
climbs

What does a duck do?

1

duck
swims



rabbit
hops

3

What does a rabbit do?



Lesson 2 New words

1 Your family


Is your family big
or small?

My family is
small.

ارسم عائلتك الصغيرة

2 This is for you!

Who is it for? Draw a line from the
pictures to the correct sentences.



a This is for my father.

b This is for my mother.

c This is for my baby brother.

d This is for my sister.



★ Challenge

Look at the four sentences above. Circle all the words with a **th** in them.
Say the words.

Lesson 3 Find out more Breakfast time




1 What do you eat for breakfast?

Write the missing food words.

Word box

noodles eggs yoghurt bread

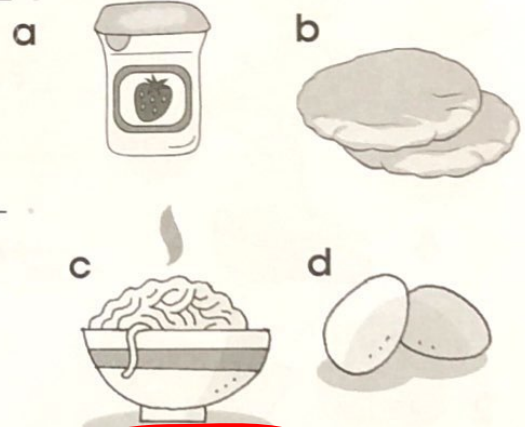


1 I eat bread

2 My sister eats noodles

3 My dad eats eggs

4 My mum eats yoghurt



2 Do you like it?

Read the questions. Circle the answers.

Do you like noodles? ☺ Yes, I do.

Do you like eggs? ☺ Yes, I do.

☹ No, I don't.

☹ No, I don't.

Read the questions. Write the answers.

Do you like yoghurt? Yes, I do

Do you like bread? No, I don't

I can ask and answer questions about food:

Do you like ... ?

☺ yes

☹ sometimes

☹ not yet

Lesson 4 Time to practise



1 Missing letters

Look at the pictures and complete the name of the food.



1 noo_dles



5 Ol_ives



2 yoghurt



6 eggs_



3 br_ead



7 labnah_



4 Chease



8 balaleet

2 Order

Look at the pictures in Activity 1. Write the words in alphabetical order.
Aa Bb Cc Dd Ee Ff Gg Hh Ii Jj Kk Ll Mm Nn Oo Pp Qq Rr Ss Tt Uu Vv Ww Xx Yy Zz

1 balaleet

5 Labnah

2 bread

6 noddles

3 Cheese

7 olives

4 eggs

8 yoghurt

3 Write

Complete the sentence about you. Tell your partner.

My favourite food is Fish

Lesson 5 Use of English

1 Write a recipe

Make your own fruit salad recipe. Look at the pictures of fruit.

Choose three fruits. Write how many you need. Write the name of the fruit.

Abdulla's fruit salad



Write your name here.

How many? Name of fruit

3

bananas


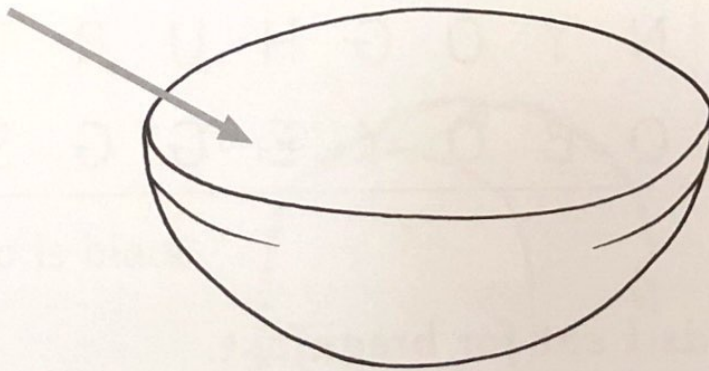
2

apples

5

grapes

Draw a picture of your fruit salad.



★ Challenge

Name two red fruits. apple and strawberry

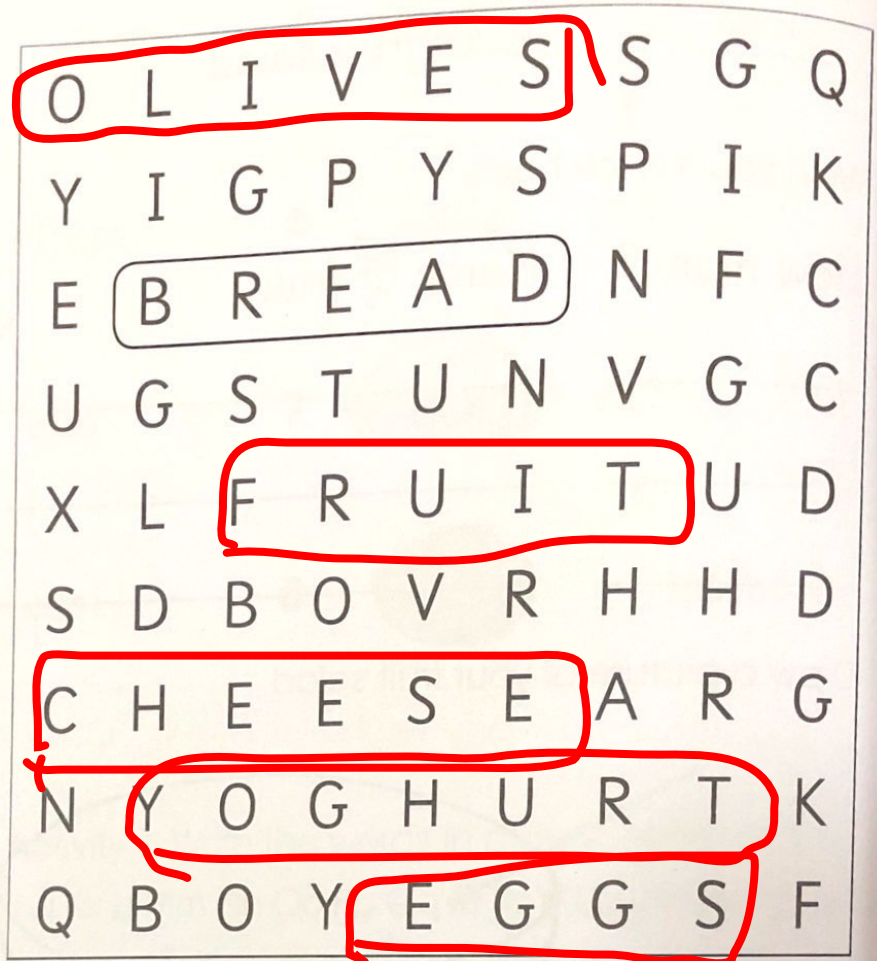
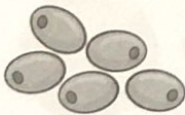
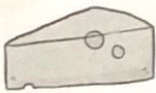
Name two yellow fruits. banana and mango

Name one green fruit. grape and watermelon

Lesson 6 My learning

1 Can you find the foods?

Look and circle. Tick the box next to each picture. Bread is an example



I can say the foods I eat for breakfast.

☒ yes

☐ sometimes

☐ not yet

I can ask my friends what they eat for breakfast.

☒ yes

☐ sometimes

☐ not yet

Lesson 7 Letters and sounds Short a

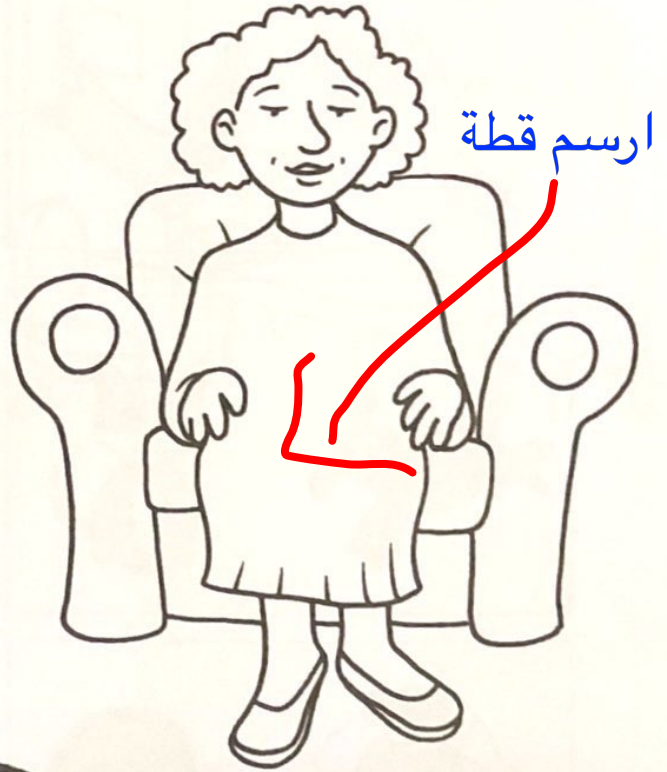
1 Read and draw

Read the sentences. Complete the pictures.

Dad has a hat.



A cat is on my lap.



The cap is black.



I can read and write words with the short a sound.

😊 yes




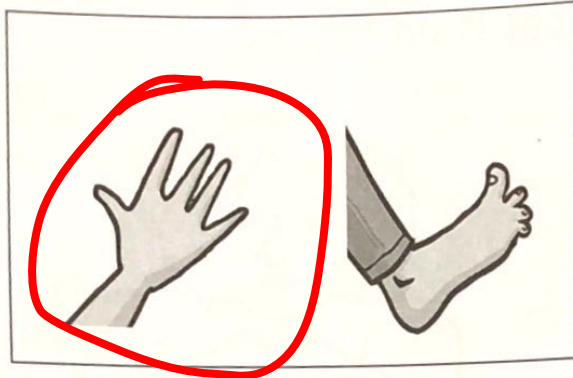
😐 sometimes

😞 not yet

Lesson 8 Read and listen


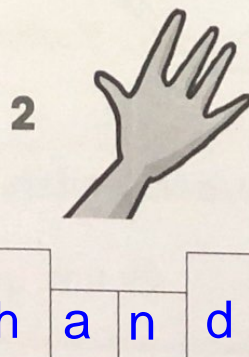

1 Short a sound

Circle the words that have the short a sound.



2 Write the words


Look at the words in Activity 1. Write the words for these pictures in the boxes below.



Lesson 9 Use of English Let's count!

1 How many?

Count the things. Write the numbers.



Word box

one two two six

1 There are two tables.

3 There are two windows.

2 There is one door.

4 There are six chairs.

I can read and write numbers up to 10.

☺ yes

☹ sometimes

☹ not yet

Lesson 10 Speaking

1 How many are there?

Look at the pictures on page 39 in the Learner's Book. Count the objects in both pictures.

pencil	
chair	
book	
pineapple	
table	

2 Write

Complete the sentences.

1 There are 7 pencils

2 There _____

3 There _____

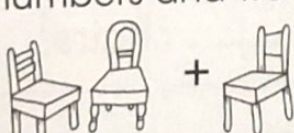
4 There _____

5 There _____

Lesson 11 Say the chant

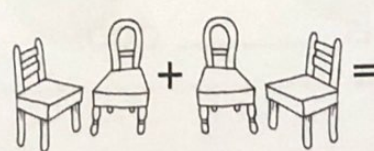
1 1st Add numbers

Look at the number chart in the Learner's Book (pages 8 and 9). Write the missing numbers and words.



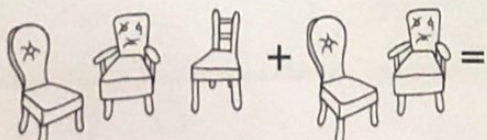
$$2 + 1 = 3$$

Two and one is three.



$$2 + 2 = 4$$


Two and two is four.



$$3 + 3 = 6$$

Three and two is six.

One and one is two.




2 Take away numbers

Read the maths sentences.
Write the missing numbers.


Seven take away
two is five.




There are seven in the bed.
Two fall out. $7 - 2 = \underline{5}$



There are five in the bed.
Two fall out. $5 - 2 = \underline{3}$



There are three in the bed.
Two fall out. $3 - 2 = \underline{1}$




There is $\underline{1}$ in the bed.

Lesson 12 My learning

1 My family

Write and draw.



There are 7 people in my family. My dad , mum ,
4 brothers and me.

I can say and read the numbers up to 10.

☒ yes

☐ sometimes

☐ not yet

I can talk and write about the people in my family.

☒ yes

☐ sometimes

☐ not yet

Lesson 13 Read and answer

1 Your family

How many people are there in your family? Who are they?

7 people - Dad, mum, 4 brothers and me.

Look at the picture. How many people are there?

9 people

Who can you see in the picture? Write the family members.

Dad, mum, 4 sisters, 2 brothers and grandba.



Writing tip

Use **and** for more than one.

My sister **and** my grandpa.

I can talk about families.

☒ yes

☐ sometimes

☐ not yet


Lesson 14 Read

1 Look and write

Look at the pictures about Sameera's family.
Help her complete the sentences.



1 My mum cooks
the dinner.



2 My brother _____
the computer.



3 My sister _____
her room.



4 My dad _____
the table.

2 Talk

Now talk with a partner about Sameera's family.

Her mum cooks
the dinner.

Lesson 15 Think about it

1 What do they do to have fun?

Read and match.




1 We read together.

2 We play together.

3 We cook together.

4 We watch TV together.

5 We walk together.



2 Write

Write two activities you do with your family to have fun.

We sing together.

We write together.

Lesson 16 Find out more

1 Helping

Look at the picture of a brother helping his sister. What does the sister say? Choose the best answer from the *Word box* and write it in the speech bubble.



Word box

Please.

Thank you.

Thankyou

Lesson 17 Speaking

1 Draw and write

How do you help your family?

Draw a picture. Write a sentence about your picture.

I look after my brother.

★ Challenge






Add a speech bubble to your drawing. Write words in the speech bubble.

ارسم نفسك تلعب
مع اخيك

Lesson 18 My learning

1 Interview a friend

Ask and write.

				
Abdulla	✓	✓	✓	✗
Saeed	✗	✓	✗	✓

Do you read books?

Yes, I do.

I can say things I do with my family.

☺ yes

☹ sometimes

☹ not yet

I can say things my family do at home.

☺ yes

☹ sometimes

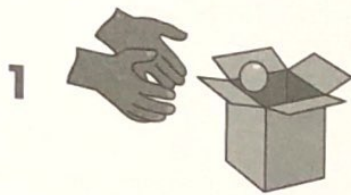
☹ not yet

Fun and games

Lesson 1 Think about it What games can we play?

1 What can we do with a ball?


Write the missing words from the *Word box*.



Throw the ball.



Bounce the ball.



Hit the ball.



Catch the ball.



Kick the ball.



Roll the ball.

Word box

Bounce

Catch

Hit

Kick

Roll

Throw

I can talk about ways to play with a ball.

☒ yes

☐ sometimes

☐ not yet

I can ask and answer questions: Can ... ?

☒ yes

☐ sometimes

☐ not yet


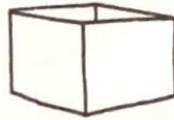
Lesson 2 New words

1 Can you do it?

Read the questions. Circle **Yes, I can.** or **No, I can't.** Then write.

Can you throw a ball into a box?

Yes, I can. **No, I can't.**

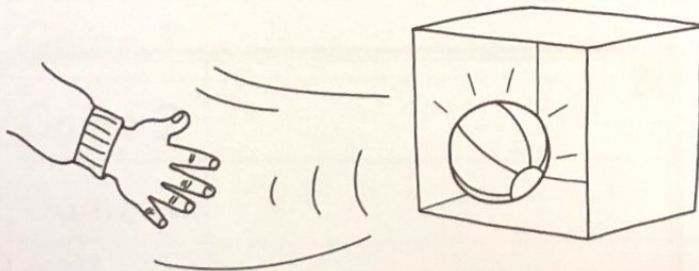



Can you catch a ball with a box?

Yes, I can. **No, I can't.**

Can you hit a box with a ball?

Yes, I can






Can you roll a ball into a box?

No, I can't

Lesson 3 Time to practise

1 What can you do?

Look at the pictures below and on page 51 in the Learner's Book.
Complete the sentences.





I can kick the ball.

I can't bounce the ball.

My partner can roll the ball.

My partner can't hit the ball.

★ Challenge

Make up a game with a ball  and a box . You can roll, throw, bounce or kick the ball.
Draw a picture of the game.
Write about your game.

نرسم الولد يرمي الكرة
في الصندوق

I can throw the ball in the box.

Lesson 4 Find out more

Learning new games

1 Match the picture

Read each sentence. Draw a line to the matching picture.

1 Scissors can cut paper.

a



2 Paper can cover a rock.

b



3 A rock can break scissors.

c



2 Play Rock, paper, scissors

Play the game five times with a partner and write the name of the winner.

Rock, paper, scissors	
	The winner is ...
Game 1	
Game 2	نلعب اللعبة ونكتب
Game 3	اسماء الفائزين
Game 4	
Game 5	

Word box

Be a good sport!

Use these words as you play the game.

You win.

Good game!

I can talk about ways to have fun.

☺ yes

☹ sometimes

☹ not yet

Lesson 5 Find out more 2

1 Play **Bird, water, rock**

Play the game five times with a partner and write the name of the winner.

Bird, water, rock	
	The winner is ...
Game 1	
Game 2	نلعب اللعبة ونكتب
Game 3	اسماء الفائزين
Game 4	
Game 5	

2 Compare games

Look again at Learner's Book pages 53 and 54.

Think about the games *Rock, paper, scissors* and *Bird, water, rock*.

How are they similar? How are they different? Write the words in the chart.

Only in <i>Rock, paper, scissors</i>	Only in <i>Bird, water, rock</i>	In both games
scissors		

Lesson 6 My learning

1 What is it?

Look at the flashcards. Write the word in the box.

1 _____	2 _____	3 _____
4 _____	5 _____	6 _____
7 _____	8 _____	9 _____

2 Can you do it?

Write a question for your partner and his/her answer.

Question: Can you play a game?

Answer: Yes, I do.

21st

I can talk about ways to have fun.

☺ yes ☹ sometimes ☹ not yet

I can ask and answer questions with *can* and *can't*.

☺ yes ☹ sometimes ☹ not yet

Lesson 7 Letters and sounds Short u

1 Short u and a sounds

Look at the Word box. Write the words with short u and a sounds in the lists.

Word box



hat



duck



man



bug



bag



rug



cup



hand

Words with a short u sound

duck

bug

rug

cup

Words with a short a sound

hat

man

bag

hand

2 Letter game

Write the missing letter for each word.



m u g



b u g



b u s



b u n



r u n



s u n



f u n

Lesson 8 Read and listen

1 Find a rhyme

1 Find a word that rhymes with **up**. _____

2 Find a word that rhymes with **can**. _____

Challenge

Finish the sentence with two words from the Word box. Draw it.

The bug is run.

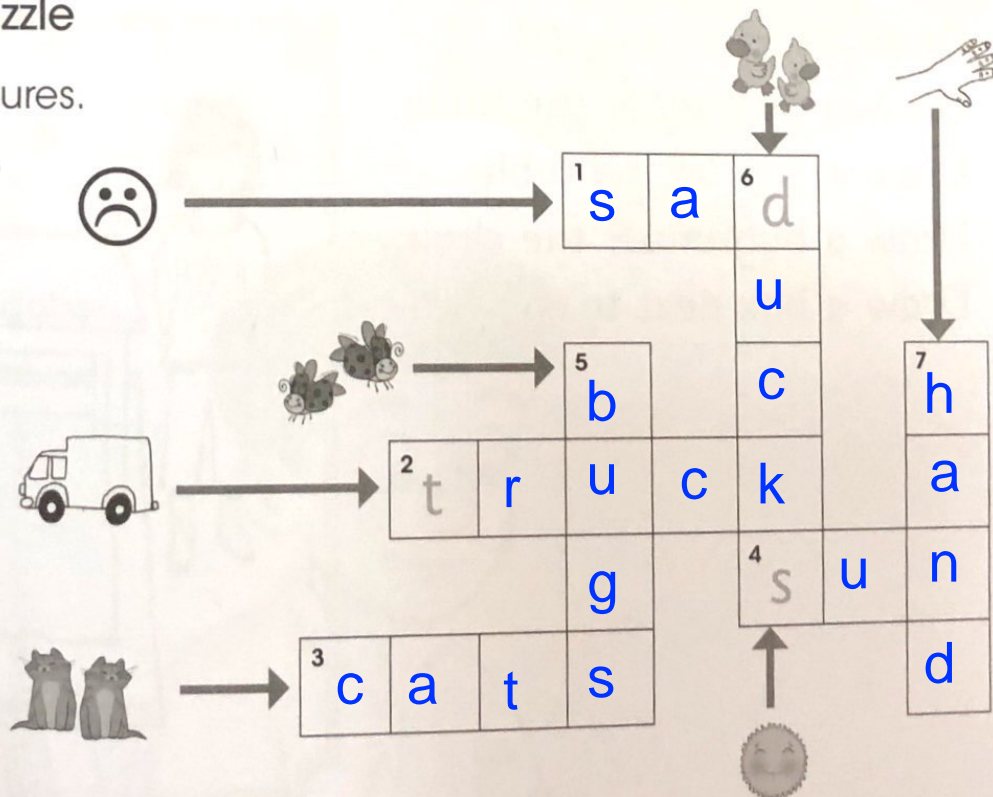
Word box

bug	sun
rug	run
mug	fun

2 Crossword puzzle

Look at the pictures.

Write the words.



I can read and write words with the short u sound.

☒ yes

☐ sometimes

☐ not yet

1 Where is it?

Look at the picture. Read the sentences.
Write the missing words from the *Word box*.

Word box

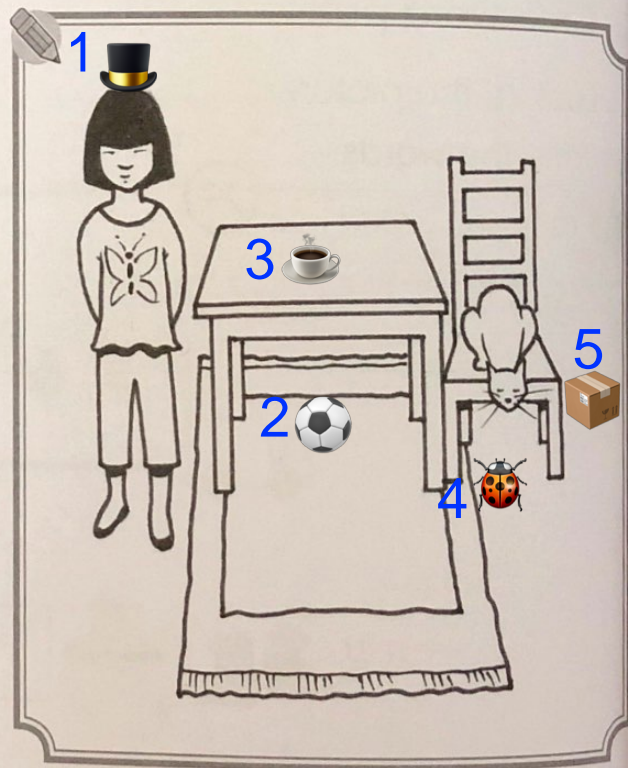
on
next to
under

- 1 The girl is next to the table.
- 2 The rug is under the table.
- 3 The chair is next to the table.
- 4 The cat is on the chair.

2 Read and draw

Read the sentences and draw the objects.

- Draw a hat on the girl.
- Draw a ball under the table.
- Draw a cup on the table.
- Draw a bug under the chair.
- Draw a box next to the chair.



Lesson 10 Find out more

1 Parts of the body

Look at the picture of the baby. Write the missing words from the Word box.

Word box

arm
foot
nose
hand
toes

1 nose

2 arm

3 hand


4 foot

5 toes



2 Play a game

Listen to your teacher
and cross out the
body part.



Lesson 11 Say the chant

1 Wind the bobbin up

Make up a new verse for the chant *Wind the bobbin up*.

Write four body words on the lines and draw a picture. Chant and act it out with a friend.

Point to your head .

Point to your shoulders .

Point to your Knees and

point to your toes .

Clap your hands together, 1, 2, 3.

Put your hands upon your knees.

نرسم ولد حاط ايده على الركبه

I can say where things are.

☒ yes

☐ sometimes

☐ not yet

I can name parts of the body.

☒ yes

☐ sometimes

☐ not yet

Lesson 12 My learning

1 Body parts scramble

Put the words in the correct order. Then match.

1 fgnrei Finger

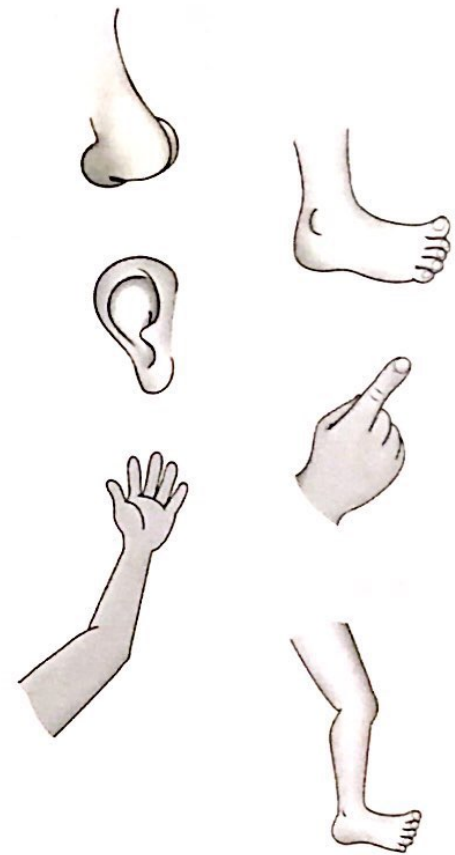
2 lge leg

3 rae ear

4 ofot foot

5 mar arm

6 osne nose



2 Rhyming Story

Write the missing words from the *Word box*.

The duck runs in the sun.

It's lots of fun.

The duck is in the mud.

She's stuck.

The man has a truck.

The duck has good luck.

The duck has fun in the sun.

Word box

stuck

~~sun~~

fun

truck

duck

I can name parts of the body.

☺ yes

☹ sometimes

☹ not yet

I can read and write words with the short u sound.

☺ yes

☹ sometimes

☹ not yet

Lesson 13 Read


1 The Ker-PLUNK

Think about the story **The Ker-PLUNK**. Read each sentence.
Is it true? (Circle) **yes** or **no**.



- 1 The tree is next to the pond.
- 2 Rabbit hears a strange sound.
- 3 Rabbit is scared.

yes	no
yes	no
yes	no



- 4 There are three ducks.
- 5 There are three frogs.

yes	no
yes	no



- 6 The Ker-PLUNK is a big scary animal.
- 7 The Ker-PLUNK is a nut falling in the pond.
- 8 The lion is silly.
- 9 The rabbit, ducks and frogs are silly.

yes	no
yes	no
yes	no
yes	no

I can say where things are.

😊 yes

😐 sometimes

😞 not yet

Lesson 14 Think about it

1 Where are they?

Look at the picture. Write the missing words from the Word box.

Word box

on next to under



- 1 The lion is on a rock.
- 2 The frogs and ducks are under a tree.
- 3 The tree is next to a pond.

2 Read and draw


Draw a rabbit next to the ducks in the picture.

Draw a nut on the tree.

Draw a little rock under the little tree.

1 Board game


Play the game.



Lesson 16 Speaking

1 Look and order

Look at the pictures and put them in the correct order.



2 Read and match

Read the sentences and match them to the pictures.

- 2 The ducks are scared.
- 3 The frogs are scared too.
- 1 The rabbit hears the Ker-PLUNK and is scared.
- 4 The lion asks, 'What's wrong?'
- 6 The animals go home.
- 5 The lion talks about the nut.

Lesson 17 My learning

1 Look and write.

Think about the story The Ker-PLUNK. Write the words.



rabbit

1



tree

4



pond

2



frog

5



nut

3



lion

6




duck

46 2 Write and listen.


Write the missing letters. Then listen and number.



h o r n



c i r c l e



s h a r k



m o t h e r

I can say where things are.



yes



sometimes



not yet

I can read and write words with r-controlled vowels.



yes



sometimes



not yet

Making things

Lesson 1 Think about it


What can we make with colours and shapes?

1 Play a game

Listen to your teacher.
Guess the object and
show the picture.

2 Colours

Listen and colour.



1

2

3

4

5

6

7

8

9

Lesson 2 New words

1 Clothes

Look at the *Word box*. Write the words next to the right pictures.

Word box

jacket dress thobe abaya trousers shoes hat glasses



1 jacket



5 abaya



2 thobe



6 hat




3 shoes



7 dress



4 trousers



8 glasses

I can say what I am wearing.

☒ yes

☐ sometimes

☐ not yet

Lesson 3 Time to practise

1 Draw and write

Pretend you are going to a party.
Draw and write what you are wearing.

I'm wearing

thobe and getra.

ارسم نفسك لابس
ثوب وغترة

2 Word snake

Find these words in the Word snake. Circle them.



clown



princess



king



superhero



pilot



cook



3 Who am I?

Draw a line from each sentence to the correct picture.

1 I'm a king.

2 I'm a pilot.

3 I'm a clown.



b



a






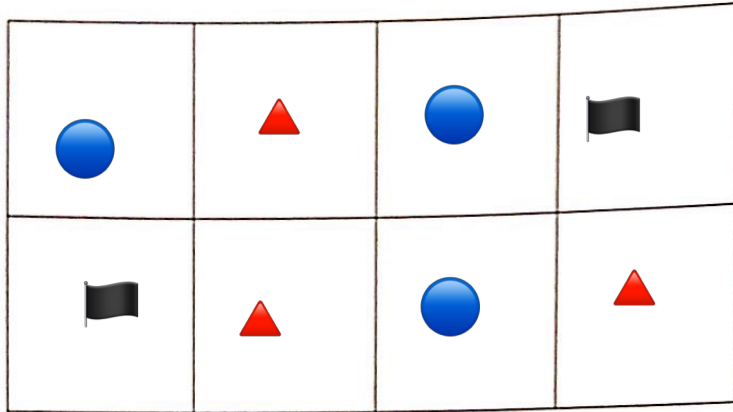
c

Lesson 4 Find out more Colourful quilts

1 Make a quilt

Draw a shape in every square on the quilt below.

You can draw a triangle , a circle , or a rectangle .



Choose a colour from the *Word box*. Write the colours in the sentences.

Word box

red	blue	yellow	green
orange	purple	black	pink

1 The triangles are red .

2 The circles are blue .

3 The rectangles are black .

Now colour the shapes on your quilt.

I can talk about shapes.

☒ yes

☐ sometimes

☐ not yet

Lesson 5 Time to practise

1 A clown made of shapes

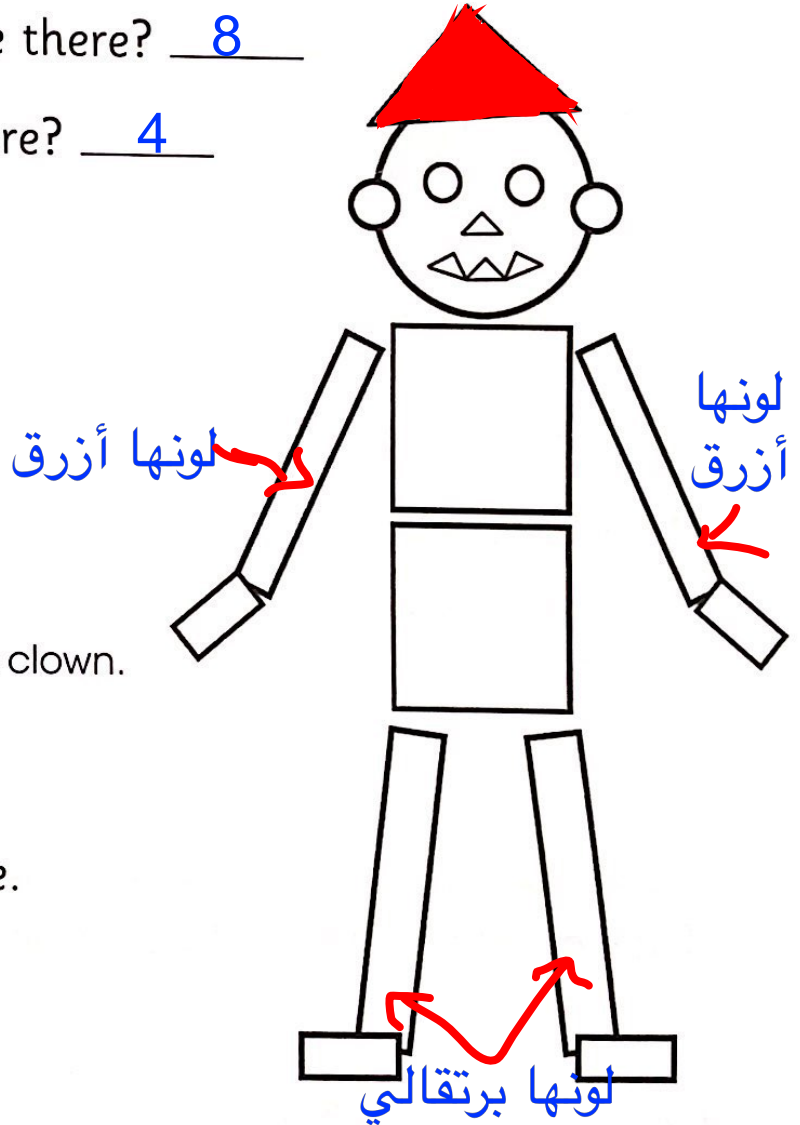
Count the shapes on the clown. Write the numbers.

1 How many squares are there? 2

2 How many triangles are there? 5

3 How many rectangles are there? 8

4 How many circles are there? 4



2 Colour the shapes

Read the sentences. Colour the clown.

The clown's hat is red.

The clown's arms are blue.

The clown's legs are orange.

3 Over to you

Answer the questions about the clown.

Is the clown a boy or a girl? boy

What is the clown's name? Zozo

Lesson 6 My learning

1 My favourite clothes

Complete the sentences. Then draw a picture of you and your partner.

1 I like to wear

thobe

2 My partner's name is

Saeed

3 His/Her favourite clothes are

T-shirt and trousers

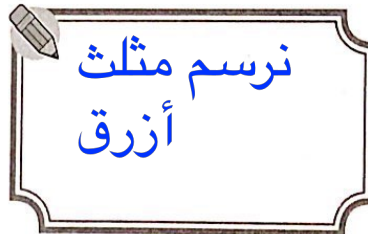
ارسم شكلي
وشكل صديقي

2 Draw the shape

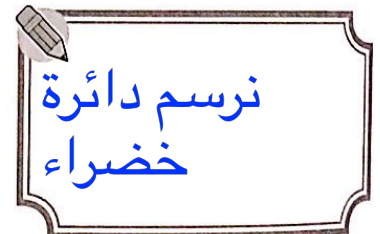
Read and draw.



1 It's a red square.



2 It's a blue triangle.



3 It's a green circle.

I can say what I am wearing.

☺ yes

☹ sometimes

☹ not yet

I can talk about shapes.

☺ yes

☹ sometimes

☹ not yet

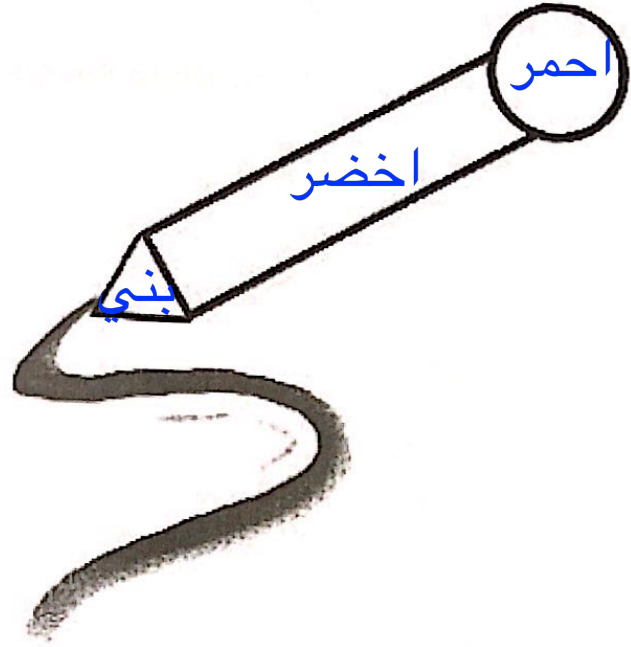
Lesson 7 Time to practise

1 Read and colour

Look in the box and colour.

rectangle – green
circle – red
triangle – brown

نلون



2 Write

Look at the collage and write.

It's a pencil.

نلون الدائرة أحمر
والمثلث بني
والمربع اصفر
والمستطيل ازرق

3 Your collage

Now write about your collage. Think about:

What is it?

What shapes are they?

What colours are they?

It's a house.



They are 3 square, a rectangle, a triangle and a circle.

Squares are yellow, a triangle is brown, a
rectangle is blue and a circle is red.


Lesson 8 Letters and sounds


Short e


1 Which sound?


Look at the *Word box*. Write the short **e**, short **a** or short **u** words in the chart.


Word box



 duck



 sun



 man



 cat



 bug



 pen



 rug


 hand


 ten


 pan


 hen


 bed

Words with short e sound	Words with short a sound	Words with short u sound
pen ten hen bed	man cat hand pan	duck sun bug rug


2 Rhyme

- 1 Find two words that rhyme with **hen**. pen - ten
- 2 Find a word that rhymes with **bug**. rug
- 3 Find two words that rhyme with **can**. pan - man

Lesson 9 Read and listen

1 Read and draw

Read the sentences. Draw the missing objects.






The hen is wearing a red hat.

I can see ten pens.

2 Word search

Look at the pictures and find the words.

E	F	B	U	G	P
G	C	A	T	H	V
Q	I	N	E	G	O
M	A	N	K	G	G
P	A	N	B	E	D
H	S	U	N	Q	V
I	D	U	C	K	Z



I can read and write words with the short e sound.

☺ yes

☹ sometimes

☹ not yet

★ Challenge

Use two words from the *Word box*.
Write a sentence. Then draw a picture.

Word box

hen	egg
bed	tent
pen	jet

The egg under the hen.

نرسم دجاجة
تحتها بيضة

Lesson 10 Use of English Painting a mural

1 Read and write

Write the missing words from the *Word box*.

1 We are painting a picture on the wall.

2 I am painting a flag.

3 Latifa is painting stars.

4 Sameera and Jamila are painting tall buildings.

Word box

am is are

I can say what people are doing.

☺ yes

☹ sometimes

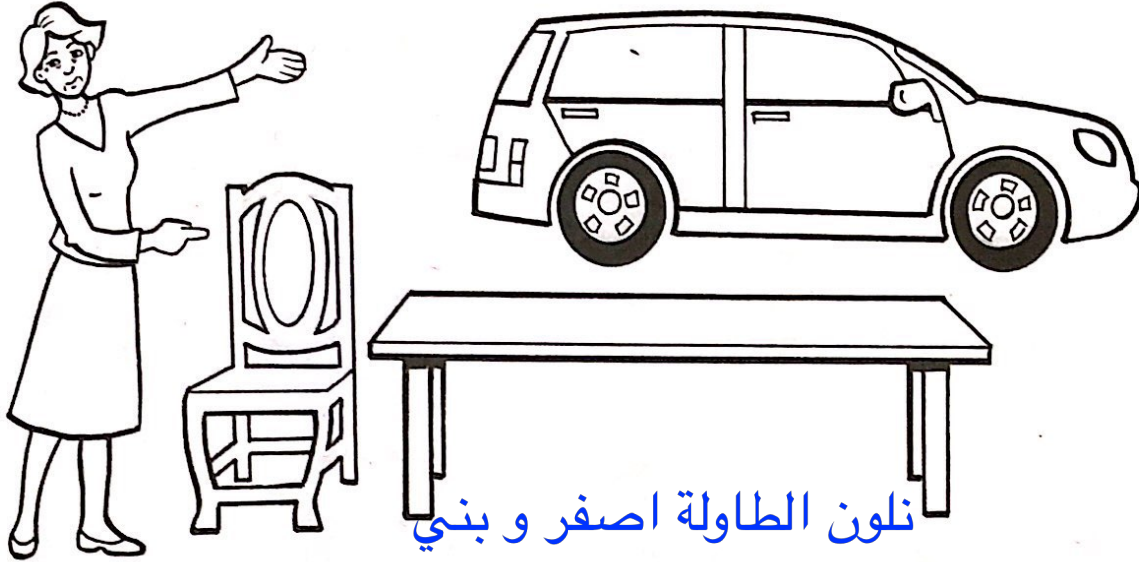
☹ not yet

Lesson 11 Say the chant

1 Make up a chant

Make up a new chant like *London Bridge*.

Choose Grandma's table, chair or car. Colour it with two colours.



Write the words to your song. Then sing your song with a friend.

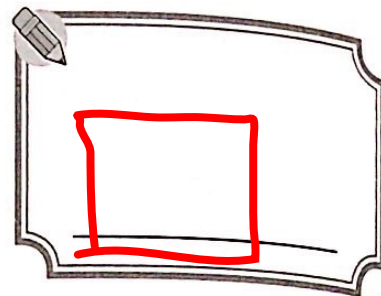
We are painting Grandma's table ,
Grandma's table , Grandma's table .
We are painting Grandma's table ,
My fair lady.
We can paint it yellow and brown ,
yellow and brown , yellow
and brown . We can paint it yellow
and brown ,
My fair lady.

Lesson 12 My learning


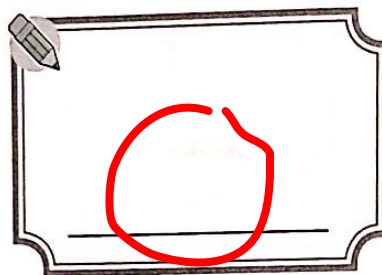
1 Shape sequences

Look, draw and write.

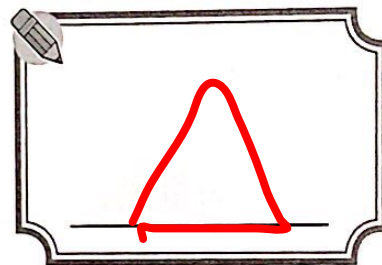
1




2



3



4



21st

I can say read and write the names of the shapes.

☺ yes

☹ sometimes

☹ not yet

I can say, read and write words with short vowels.

☺ yes

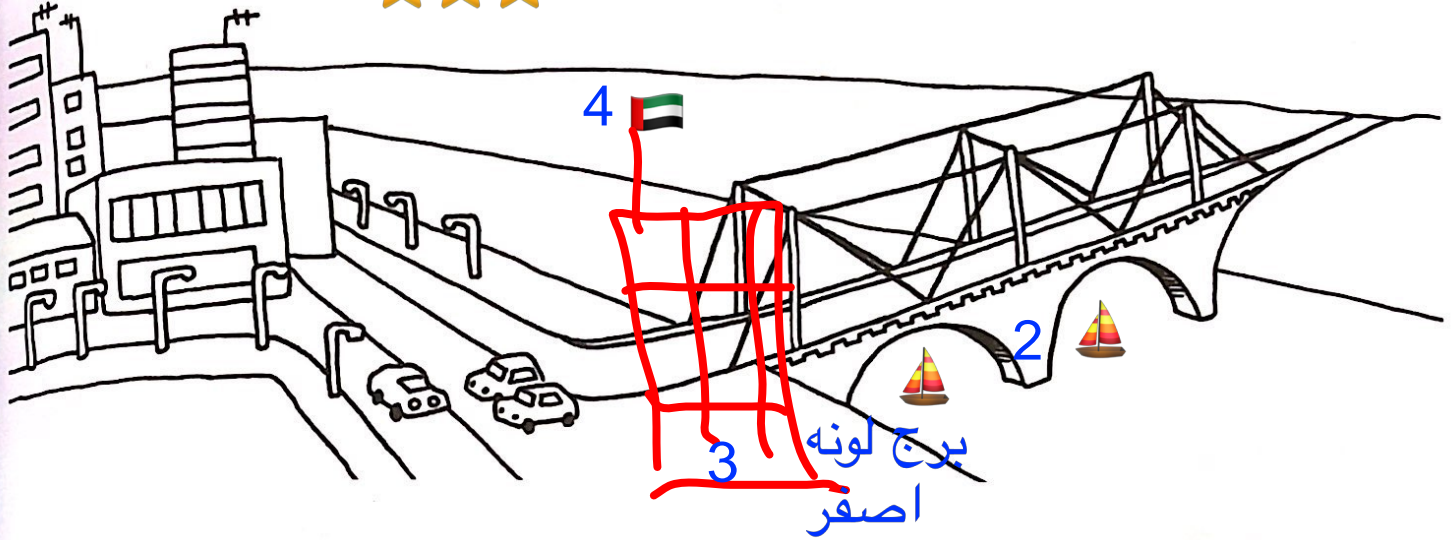
☹ sometimes

☹ not yet

Lesson 13 Time to practise

1 Read and draw

Read the sentences. Draw the objects on the picture.



There are four yellow stars in the sky.

There are two brown boats under the bridge.


There is a tall yellow building next to the bridge.

There is a flag on the yellow building.

★ Challenge

Look at Learner's Book page 83.

Choose two words. Write a sentence and draw a picture.



Lesson 14 Read

1 Missing letter

Write the missing letter in each word. Use the *Word box*.

Which words are missing the same letter?

Word box

a e o

1 shoemaker

2 shooes

3 help

4 sleep

5 happy

6 tireed


2 Match

Now match the words to the pictures from the story (A-F).

3- help

6- tired

1- shoemaker



Lesson 15 Think about it

1 The children and the shoemaker

Match the questions and answers from the story.

- | | |
|---|-----------------------------------|
| 1 What is the title of the story? | a Two. |
| 2 How many children are in the story? | b The children and the shoemaker. |
| 3 How do the children help the shoemaker? | c They make shoes for him. |
| 4 How many shoemakers are in the story? | d One. |

2 New clothes!

Look at the *Word box*. Write the words next to the pictures.

Word box

jacket
trousers
glasses
shoes



glasses

jacket

trousers

shoes

3 Yes or no?

Read each sentence. Circle **yes** or **no**.

- 1 The shoemaker is tired.
- 2 The shoemaker is making a jacket.
- 3 The shoemaker is making shoes.
- 4 The children are sleeping.

yes	no
yes	no
yes	no
yes	no



Lesson 16 Speaking

1 Story words

Look at the story and write the words.

1 two words that start with s: shoemaker shoes

2 a word that starts with b: _____

3 a word that starts with t: _____

4 two words that start with w: _____

★ Challenge

Pretend you are one of the children. Write a thank you letter to the shoemaker for the cake. You can use words from the *Word box* in your letter. Then draw a picture of the story.

Word box

delicious like cake I

Dear Father,

Thank you for the

delicious cake.

I like it.

Thankyou

Yours truly,

Your child

نرسم ولد
يحمل كعكة

Lesson 17 My learning

1 Story

Read and match.



- 1 They are eating the cake. They are happy.
- 2 The shoemaker is looking at the shoes.
- 3 The shoemaker is sleeping.
- 4 The shoemaker is making shoes. He is very tired.
- 5 The shoemaker is selling lots of shoes.
- 6 The shoemaker is buying a cake.

I can say what people are doing.

☒ yes ☐ sometimes ☐ not yet

I can read a story.

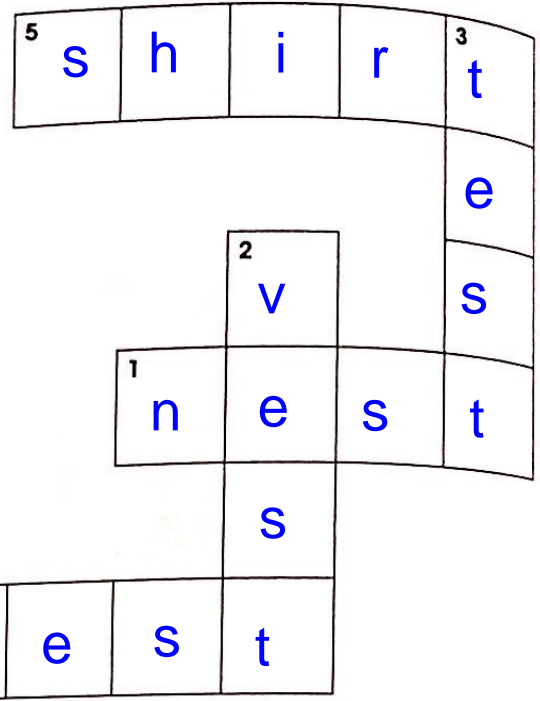
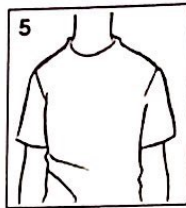


☒ yes ☐ sometimes ☐ not yet

Lesson 18 Letters and sounds

Word family -est

1 Crossword puzzle

Look at the pictures and write the words.



★ Challenge

Use one word from the Word box to complete the sentences. Then draw a picture.

Word box

nest rest
test vest

نرسم مهرج يلبس
قميص بدون كم

The clown is wearing a vest.

نرسم عصفور
في العش

The bird has a nest.

I can read and write words with -est.

☺ yes

☹ sometimes

☹ not yet

Bridge to Success **2**

Activity Book

Bridge to Success is an exciting, language-rich English course, which has been developed with the Ministry of Education to ensure a solid basis for learners of English as a Second Language in the United Arab Emirates.

This book sets out to:

- develop and extend listening, speaking, reading and writing skills
- motivate and engage learners through real-world tasks
- build on and enhance 21st century skills
- encourage global citizenship whilst maintaining an Emirati focus
- align with international benchmarks of the Common European Framework
- prepare learners to meet the nation's goals set out for the UAE National Agenda Vision 2021.



Bridge to Success Grade 2 Activity Book P11
Grade 02

Cover image: © JPLDesigns/Getty Images



CAMBRIDGE
UNIVERSITY PRESS

Achievement
through
excellence