



مدرسة تريم عمران للتعليم الأساسي ح 1

# Family Time

Grade 2 unit 2

My name .....

Grade 2\.....

T.Safa



# رسالة إلى ولية الأمر

السلام عليكم ورحمة الله وبركاته ..

1- سوف يكون هناك إملاء يومياً حسب الجدول التالي :

pear , watermelon , banana على أن يحفظ الطالب شفويّاً خطوات عمل سلطة الفواكه حسب الكتاب صفحة 34	الأربعاء 8.11.2017	family , big , small	الاثنين 30.10.2017
cat , map, nap , clap , cap , hat	الخميس 9.11.2017	mother , mum , father , dad , brother , sister	الثلاثاء 31.10.2017
كتابة الأرقام بالحروف من 1-5 one , two , three , four , five	الأحد 12.11.2017	حفظ إجابة السؤال what do you do with your family ? مثال على الإجابة – على أن يختار الطالب إجابة واحدة فقط: I read books. / I watch TV. / I play games . / I fly kites.	الأربعاء 1.11.2017
كتابة الأرقام بالحروف من 6-10 six , seven , eight , nine , ten	الاثنين 13.11.2017	bread , labneh , olives , eggs	الخميس 2.11.2017
		حفظ إجابة السؤال What do you eat for breakfast ? مثال على الإجابة – ممكن أن يغير الطالب ما تحته خط: I eat <u>bread</u> .	الأحد 5.11.2017
		balaleet , cereal with milk	الاثنين 6.11.2017
		apple , grapes , mango , pineapple	الثلاثاء 7.11.2017

الرجاء احضار دفتر الإملاء يومياً و مذكرة الوحدة  
الثانية ..

مذكرة الوحدة الأولى تم حلها في الصف مع  
الطلاب

فيرجى الاحتفاظ بها في البيت للمراجعة .

سوف يتم شرح المشروع لاحقاً وإرسال رسالة

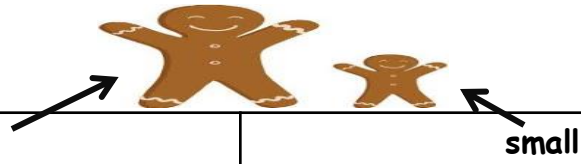
توضيحية بذلك ..

T.Safa

## Lesson 1



family



big

small

## Lesson 2



Father\ dad



Mother\  
mum



brother



sister



grandpa



grandma



watch TV



play game



fly kites

## Lesson 3



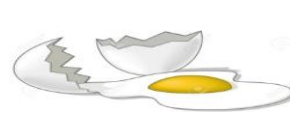
bread



labneh



olives



egg



yoghurt



cheese



cereal with milk



fruit













noodles



balaleet




## Lesson 5

				
fruit salad	apple	banana	grapes	mango
				
strawberry	pineapple	watermelon	orange	pear

## Lesson 7

				
map	lap	nap	cap	clap

## Lesson 8

		
cat	hat	back

## Lesson 9-10

1	2	3	4	5
one	two	three	four	five
6	7	8	9	10
six	seven	eight	nine	ten

## Lesson 14



cooks the dinner



works on computer



lays the table



tides her room

## Lesson 15



play together



talk and laugh together

## Lesson 1

Read:

Some families are big.


Some families are small.

I love my family best of all.

Read and match the picture:


My family  
is big

My family  
is small



## Lesson 2

Look at the picture then fill in the missing letter:



- fa\_\_\_ily.
- m\_\_\_ther.
- \_\_\_ather
- si\_\_\_ter.
- b\_\_\_other.
- bab\_\_\_

**Is your family big or small?**

---

---

---

## Lesson 2


**What do you do with your family?**




1.



2.



3.



4.

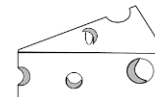
## Lesson 3

bread

yoghurt


cheese

egg




**What do you eat for breakfast?**

Fill in:



mil\_\_\_\_\_.



\_\_ruit.



## Lesson 3

**Circle the correct answer:**

- 1- I \_\_\_\_\_ fruits for breakfast. ( eat – eats )
- 2- \_\_\_\_\_ eats beans. ( She - I )
- 3- He \_\_\_\_\_ cereals with milk. ( eats - eat )
- 4- She \_\_\_\_\_ yogurt. ( eats - eat )
- 5- \_\_\_\_\_ eat eggs for breakfast. ( He - I )

**Read and match:**



grapes

banana

orange

bears

## قاعدة المضارع البسيط:

عند وجود (I – you – we – they) لا يتم إضافة (s) على الفعل.

عند وجود (she – he- it) يتم إضافة (s) على الفعل.  
مثال

- ✓ I eat.
- ✓ You eat.
- ✓ She eats.
- ✓ He eats

1- I eat \_\_\_\_\_.




2- \_\_\_\_\_ eats \_\_\_\_\_.

3- He \_\_\_\_\_ cereals with milk.



4- \_\_\_\_\_ eats \_\_\_\_\_.

5- \_\_\_\_\_ eat \_\_\_\_\_.





## Lesson 4



My name is Sami.

I live in UAE. I play  
games with my family.

I eat eggs and bread  
for breakfast

**What is his name?**

**Where does he live?**

**What does he eat for  
breakfast?**

## Lesson 5:

**How to make fruit salad ?**

---

---

---

---

---

---

---

---

**Do you like bananas ?**

---

---

---

---

---

---

---

---

## Lesson 7

Read and past a picture

cat

hat

nap

map

clap

hand

## Lesson 8

Read:

- 1) The cat has a hat.
- 2) The cat has a map.
- 3) The cat claps.
- 4) The cat is back.
- 5) The cat has a nap in dad's lap.

Write (yes) or (no)

1. The cat has a map. (\_\_\_\_\_)
2. The cat has glasses.(\_\_\_\_\_)
3. The cat claps.(\_\_\_\_\_)
4. The cat sings.(\_\_\_\_\_)

## Lesson 9

1 or a

There is

2,3,4 + s

There are

- There is one table.
- There are two tables.
- There is one cup.
- There are five cups.

عند استخدام *there is* نضع الرقم *one* في الجملة أو نستخدم الحرف *a* ولا نضيف *s* الجمع .  
أما عند استخدام *there are* يجب إضافة *s* الجمع لأن *are* تعني العدد أكثر من واحد.

## Complete using is – are

- 1) There \_\_\_\_\_ five cats.
- 2) There \_\_\_\_\_ a girl.
- 3) There \_\_\_\_\_ two ducks.
- 4) There \_\_\_\_\_ three beds.
- 5) There \_\_\_\_\_ three bananas.
- 6) There \_\_\_\_\_ a blue chair.
- 7) There \_\_\_\_\_ one pencil.
- 8) There \_\_\_\_\_ an apple
- 9) There \_\_\_\_\_ six olives.
- 10) There \_\_\_\_\_ an orange.

## Lesson 14

Answer the questions:

Example:

What does your father do?

He lays the table.

1. What does your mum do?



---

---

---

2. What does your brother do?



---

---

---

3. What does your father do?



---

---

---

4. What does your sister do?



---

---

---

## Lesson 15 +16

**Read:**

What do you do with your family?

1. We read together.
2. We play together.
3. We cook together.
4. We watch TV together.
5. We walk together.

➤ Write two activities you do with your family to have fun.

---

---

---

---

---

---